

# Luxy Star LED Desk Lamp




## Luxy Lampe LL-03 User's Manual




### Charging and Docking Station for iPhone 5s, iPhone 5 and iPod Touch 5<sup>th</sup> Generation

- 9 Step Brightness Slide Touch Control
- iPhone 5 Docking Station
- Anti-Glare Design / Eye Protection
- 4 Mode Smart Control LED Panel
- USB Port for all Smart Phone Charging




Please read this instruction manual before operating or assembling this unit.

### CAUTION



Do not repair, disassemble, or modify under any circumstances.



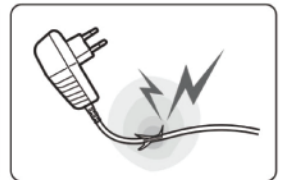
Do not place near any heat source or in direct sunlight.



Place on flat, secure surface.




Use ONLY the supplied AC power adaptor.



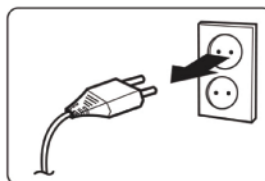
Do not use appliances with frayed or damaged electrical cord.



Do not touch electrical appliances with wet hands or when liquids are present.



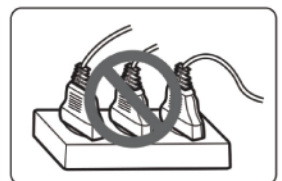
Please keep the light and all appliances dry and clean.



Unplug adaptor when the light will not be used for an extended period of time.

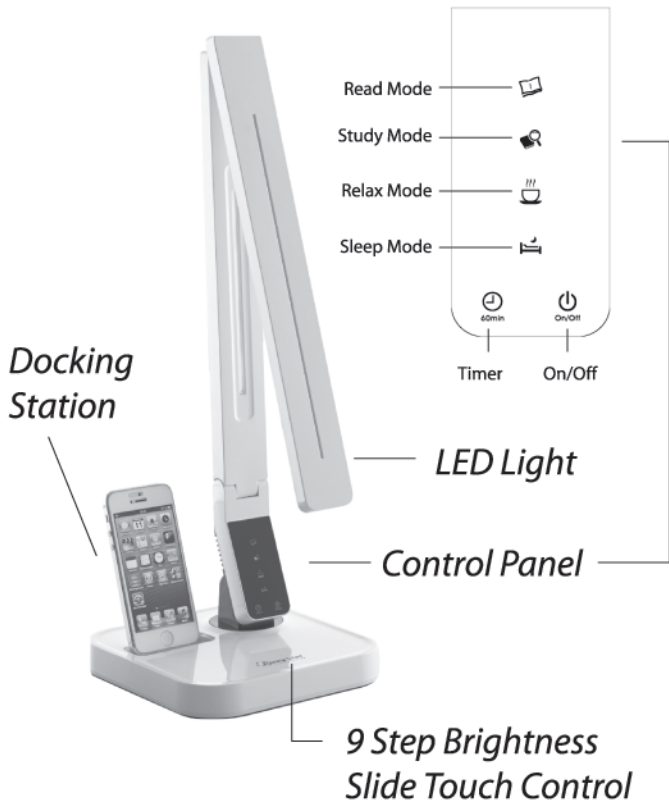


Clean only with a soft dry cloth and do not use solvents or cleaning solutions.



Never overload electrical circuits as it may cause electrical shock or fire.

# Luxy Lampe LL-03



## Smart Phone Docking:


iPhone 5s, iPhone 5 and iPod Touch 5<sup>th</sup> Generation.

## Brightness Control Function:


9 Step Brightness Touch Control

## Operating Modes:


### Read Mode (4,500k ~ 5,500K)

 It stimulates concentration and reduces eye strain with the choice of mid-range color temperature.


### Study Mode (5,500K ~ 6,700K)

 Increases attention and concentration with the choice of high-range color temperature.


### Relax Mode (2,700K ~ 3,700K)

 Promotes relaxation along with improved mood and the choice of low-range color temperature.


### Sleep Mode (2,700K ~ 3,300K)

 Encourage a deep sleep with the comfort of soft light.

## Timer Control Function

 Automatically turns-off the light in one (1) hour while in any mode of operation.

## One Touch Control Function

 Convenient to control functions of On/Off on various situations by simple touch method.

## USB Power Charging Port:

Possible to recharge various digital devices such as MP3 and Mobile Phones through the USB Power Charging port supplying 5V (700mA) power. (USB Power Charging adaptors are sold separately)

## Operation Instructions



### Docking Station

#### Step 1a

If applicable remove any phone accessory cases then place the iPhone into the docking station. To ensuring proper docking look for the charging icon on your phone.



#### Step 1b



Charging icon may vary depending on device.




### USB Power Charging port

#### Step 1a

To use the USB Charging Port, insert the USB cable into the USB Power Charging Port and connect your smart device to the USB cable. To ensuring proper docking look for the charging icon on your smart device.



#### Step 1b



Charging icon may vary depending on device.



### Slide Touch Control

Slide finger across or press down on the Slide Touch Control to adjust the light brightness.

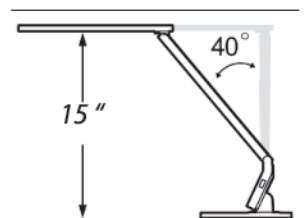


### Control Panel

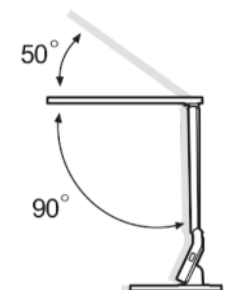
Control Panel is operated by touch. Select a mode and press down.

## Adjustments

### Parallel Arm



### Light Head



### Lamp Base

